

plus One[®]

vibrating feather tickler



instruction manual



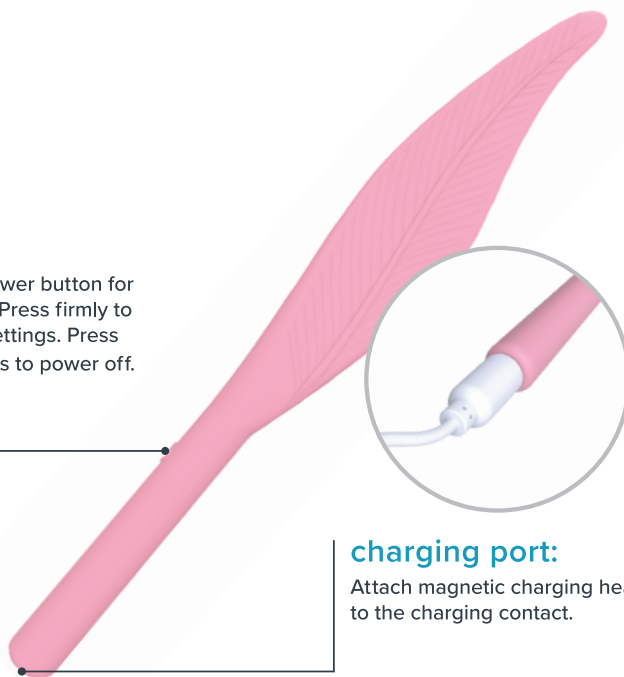
product overview

power button:

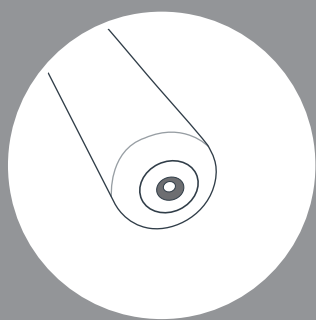
Press and hold the power button for 3 seconds to turn on. Press firmly to cycle through the 5 settings. Press and hold for 3 seconds to power off.

charging port:

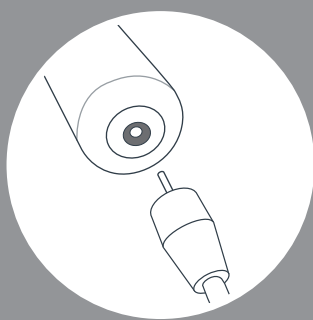
Attach magnetic charging head to the charging contact.



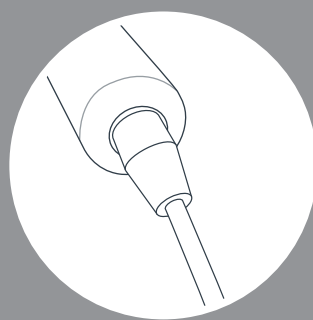
how to charge



1. The charging contact is a small metal circle located at the bottom of the device.



2. Line up the magnetic charging head with the contact.



3. The cable will magnetically attach itself into place. The power button LED will pulsate slowly to indicate charging.

special instructions:

Do not turn on while charging and/or cleaning. While charging the light will flash, the light will turn solid when fully charged. **Low battery alert:** Light flashes rapidly when battery is running low. Use only with 5-volt USB wall adapter (standard mobile phone charger). Use water based lubricant only. Allow **120 minutes** for a full charge.

cleaning:

Be sure to clean thoroughly before & after each use. Clean using a mild soap and warm water.

storage:

Store in a cool dry place separately from other sex toys; sex toys of different material can damage each other if left in contact.

quality:

This product is manufactured using body-safe silicone that is harmless to the human body; free from phthalates, BPA and latex.

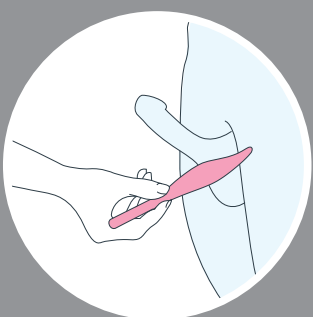
warnings:

Discontinue use if there is any discomfort for you or your partner. Do not expose device to water while charging.

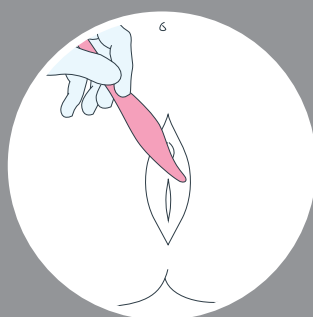
ways to use



Try gently caressing your partner's erogenous zones—behind the ears, sides of the neck, or their back to slowly increase their arousal.



Reverse the feather tickler on your partner to get them in the mood. Explore a combination of strokes using different pressure around your partner's genitals.



Lay the feather's flexible tip over your clitoris or let it "flick" lightly against it for the ultimate teasing sensation.

The battery shall be disposed in accordance with the local laws and regulations. If possible please recycle it. Users shall not take out or replace the battery by themselves; doing so may damage the product.

two year limited warranty:

Your new plusOne® products carry a warranty against manufacturing defects for two years from the date of original purchase. plusOne® will, at our option and upon submission of a valid proof of purchase within the warranty period, repair or replace the product free of charge.

For assistance or for issues related to performance, damages, warranty, regular maintenance or customer feedback please contact plusOne® toll free at (800) 514-2546, Monday – Friday from 8:30 am until 5:30pm EST or email us at info@myplusOne.com